


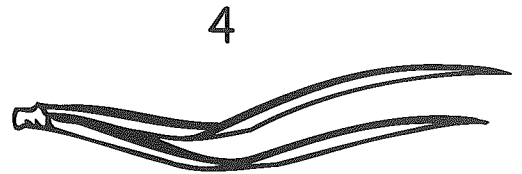


Evergreen trees stay green all year around. There are many different kinds. You can tell what kind they are by looking at the needles.

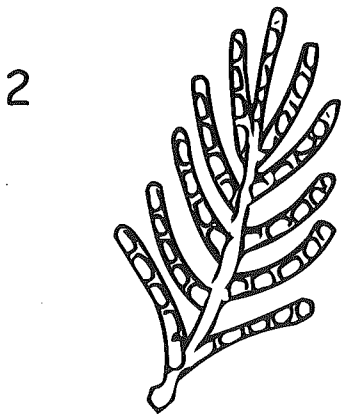
Match the pictures of the tree needles with the descriptions.




Fir tree
needles are
soft and flat




Ponderosa Pine tree
3 needles
in a bunch



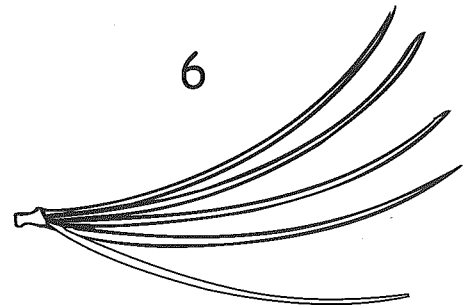
Lodgepole Pine tree
2 needles
in a bunch



White Pine tree
5 needles
in a bunch



Spruce tree
needles are stiff
and sharp



Cedar tree
needles are like
flat scales